

Eastern College Australia Limited (22065)

2024 RTO Performance Summary Report

This report details the **2024** results of the *Student Satisfaction Survey* and from the *Employer Satisfaction Survey*, as well as results from previous years of the surveys (where available). The below overview presents the key Performance Measures across **Student experience**, **Student outcomes**, and **Employer feedback**.

Student Satisfaction Survey

- In 2024, 67,500 Victorian students across 264 Registered Training Organisations (RTOs) participated in the survey. The state-level response rate for Victoria was 43.8%.
- In 2024, around 39,000 respondents had completed their training (completers) and around 28,500 left training without completing (early leavers).
- A total of 12 students from Eastern College Australia Limited (22065) participated in the 2024 Student Satisfaction Survey. This is a response rate of 48.0%.
- In 2024, 7 respondents were completers and 5 were early leavers.

Employer Satisfaction Survey

- In 2024, almost 10,100 employers of apprentice(s) and trainee(s), took part in the survey. The state-level response rate for Victoria was 41.2%.
- A total of 0 employers of apprentice(s) and/or trainee(s) who either completed their training or were still in training at Eastern College Australia Limited (22065) participated in the 2024 Employer Satisfaction Survey. This is a response rate of 0.0%.

Performance measures

This table provides an overview of the 11 performance measures and is followed by a detailed analysis of these results.

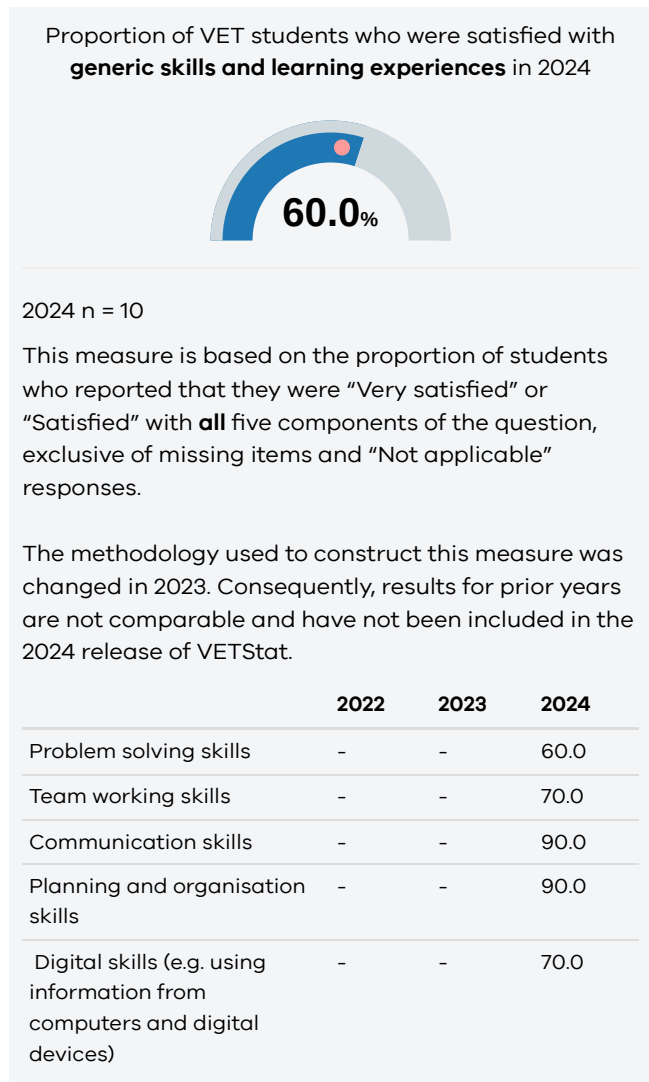
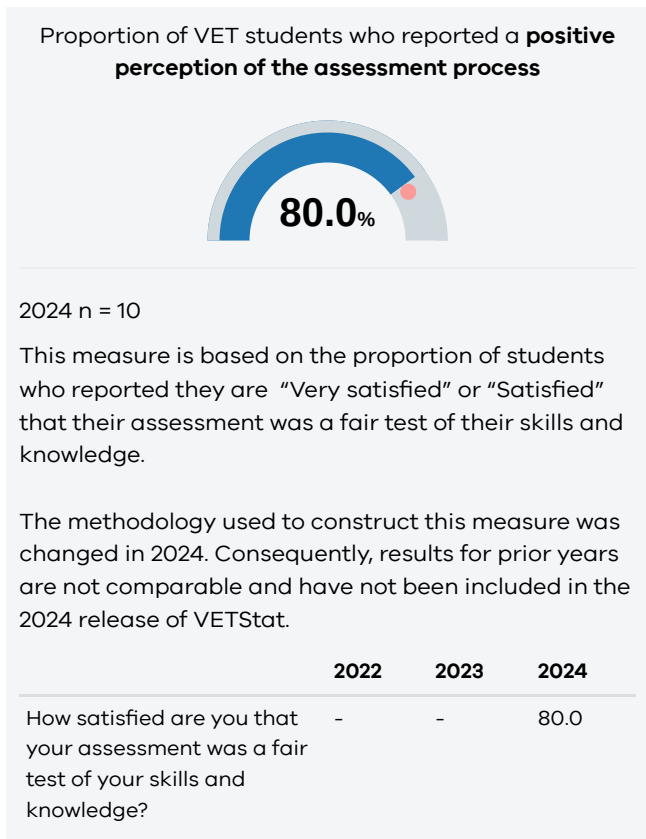
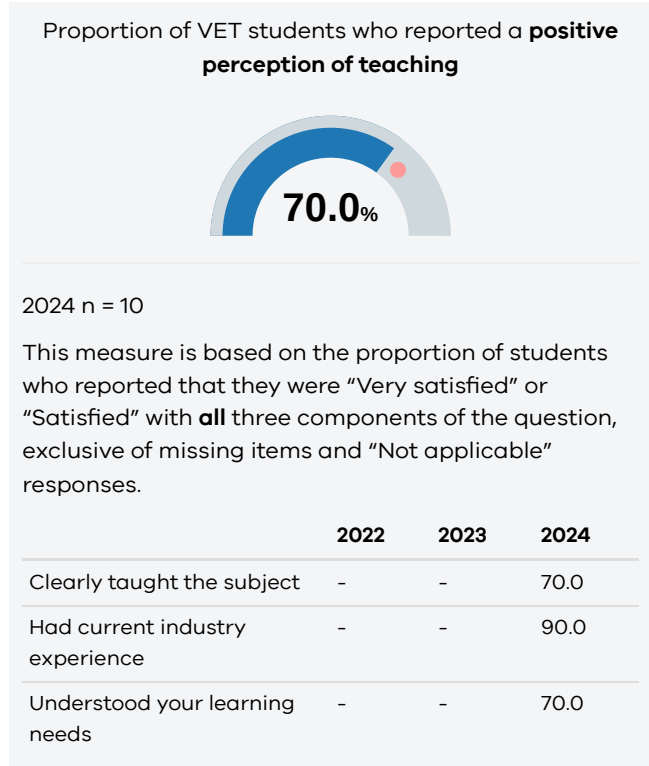
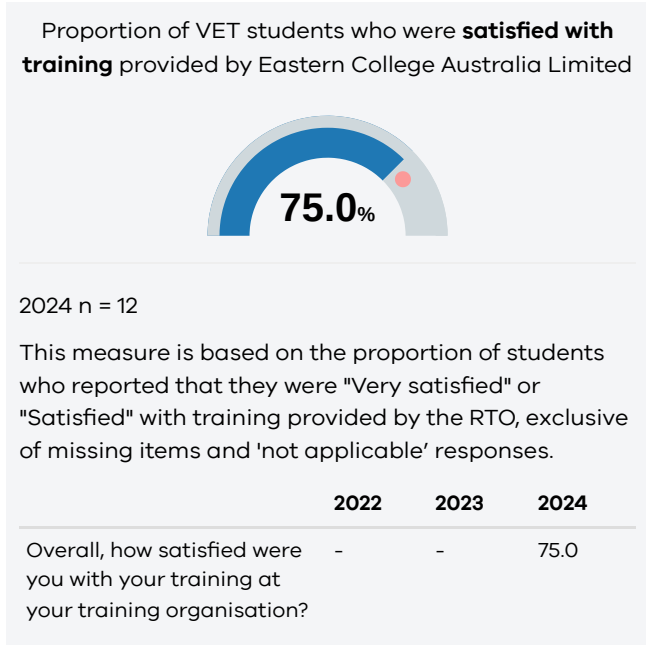
	Eastern College Australia Limited			2024 average
	2024	2023	Trend	Victoria
Student experience				
Proportion of VET students who were satisfied with training	75.0%	%	●	79.4%
Proportion of VET students who reported a positive perception of teaching	70.0%	%	●	75.2%
Proportion of VET students who reported a positive perception of the assessment process	80.0%	%	●	82.6%
Proportion of VET students who were satisfied with generic skills and learning experiences	60.0%	%	●	54.0%
Student outcomes				
Proportion of VET students who achieved their main reason for training	58.3%	%	●	76.7%
Proportion of VET students with an improved employment status after training	44.4%	%	●	56.6%
Proportion of VET students who went on to further study at a higher level than their completed training	28.6%	%	●	14.8%
Proportion of VET students who would recommend Eastern College Australia Limited	80.0%	%	●	78.6%
Employer feedback				
Proportion of employers who were satisfied with training provided by Eastern College Australia Limited	%	%		76.1%
Proportion of employers who would recommend Eastern College Australia Limited	%	%		71.9%
Proportion of employers who reported improvement in the technical/job specific skills of their apprentices and trainees	%	%		76.4%

▲ Higher than previous year ▼ Lower than previous year

Student experience summary

Legend

Eastern College Australia Limited ■ 2024 ■ 2023 ● 2024 Victorian average ▲ Higher than previous year ▼ Lower than previous year

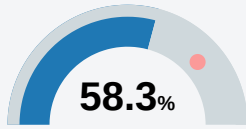


Student outcomes summary

Legend

Eastern College Australia Limited ■ 2024 ■ 2023 ● 2024 Victorian average ▲ Higher than previous year ▼ Lower than previous year

Proportion of VET students who **achieved their main reason for training**

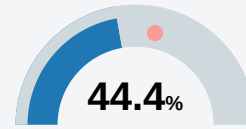


2024 n = 12

This measure is based on the proportion of students who reported they “Strongly Agree” or “Agree” that they achieved their main reason for undertaking training.

	2022	2023	2024
You achieved your main reason for doing the course	-	-	58.3

Proportion of VET students with an **improved employment status after training**

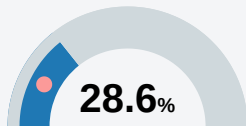


2024 n = 9

This measure is based on student responses to several questions. Students had an “improved employment status after training” if they were employed before training and afterwards had greater responsibility, a promotion, started a new role, earned more, worked more hours, gained extra skills, completed an apprenticeship/traineeship or set up a business. For those who were unemployed, they had “improved employment status” if they got a job or set up a business.

	2022	2023	2024
Proportion of VET students with an improved employment status after training	-	-	44.4

Proportion of VET students who went on to **further study at a higher level** than their completed training

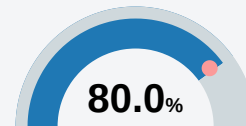


2024 n = 7

Students who commenced another course or further study were asked about the level of the new course. This measure is based on the proportion of students who reported that they were going onto further study at a higher level than the course recorded in their administrative data.

	2022	2023	2024
Proportion of VET students who went on to further study at a higher level than their completed training	-	-	28.6

Proportion of VET students who would **recommend Eastern College Australia Limited**



2024 n = 10

This measure is based on the proportion of students who reported that they were “Very likely” or “Likely” to recommend the RTO to other students.

	2022	2023	2024
How likely would you be to recommend the training organisation to other students?	-	-	80.0

Employer feedback summary

Results from the *Employer Satisfaction Survey* will only be shown where there are five or more employers of apprentices or trainees who responded to the survey.

Legend

Eastern College Australia Limited ■ 2024 ■ 2023 ● 2024 Victorian average ▲ Higher than previous year ▼ Lower than previous year

Proportion of employers who were **satisfied with training** provided by Eastern College Australia Limited

Not available in 2024

Proportion of employers who would **recommend** Eastern College Australia Limited

Not available in 2024

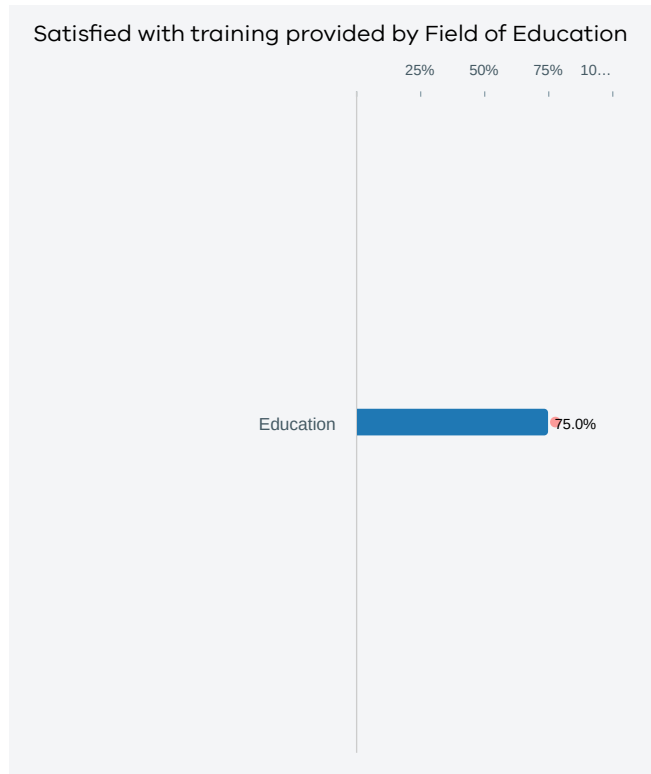
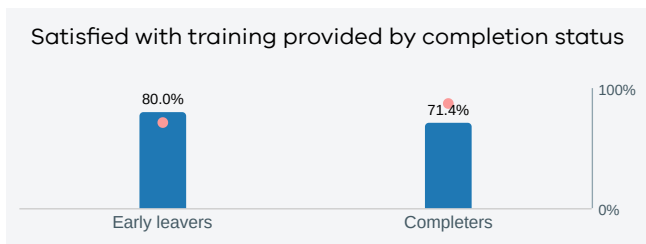
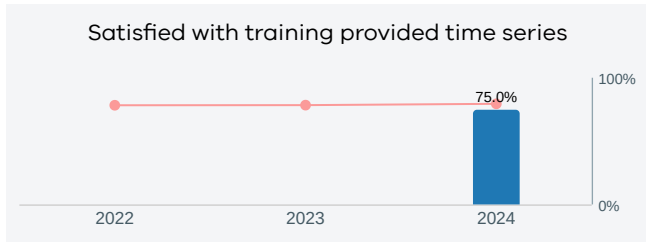
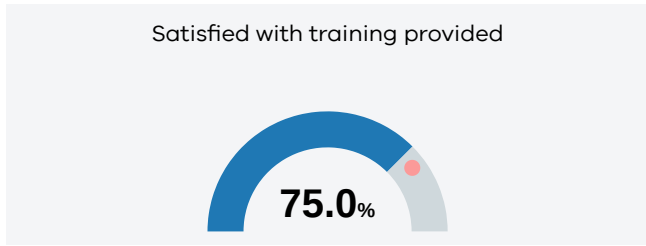
Proportion of employers who reported improvement in the **technical/job specific skills** of their apprentices and trainees

Not available in 2024

Student experience

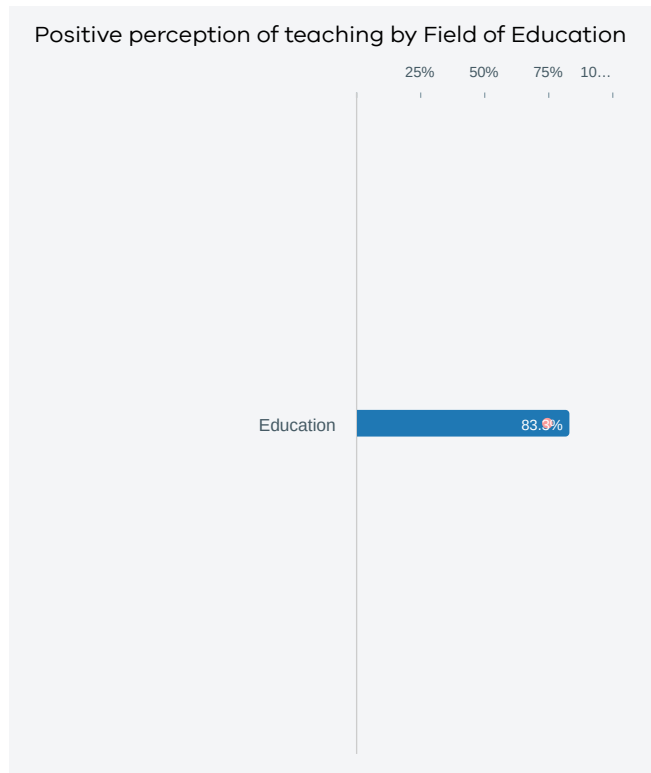
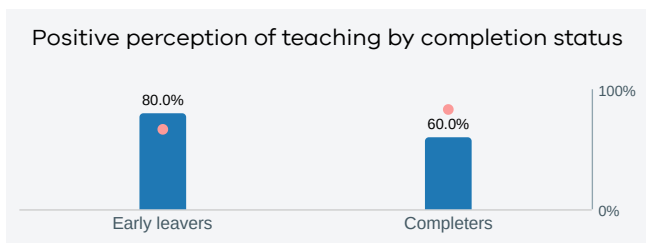
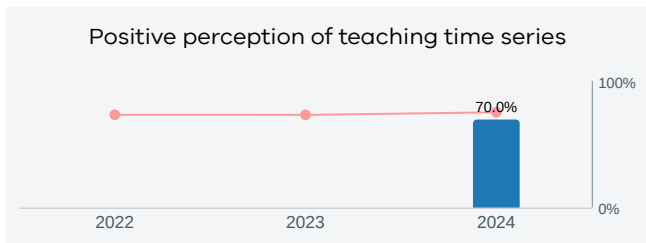
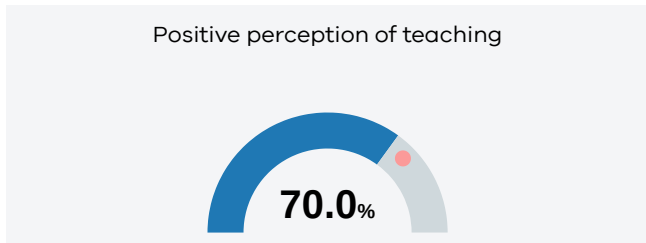
Proportion of VET students who were satisfied with training

Eastern College Australia Limited ■ 2024 ● 2024 Victorian average ▲ Higher than previous year ▼ Lower than previous year



Proportion of VET students who reported a positive perception of teaching

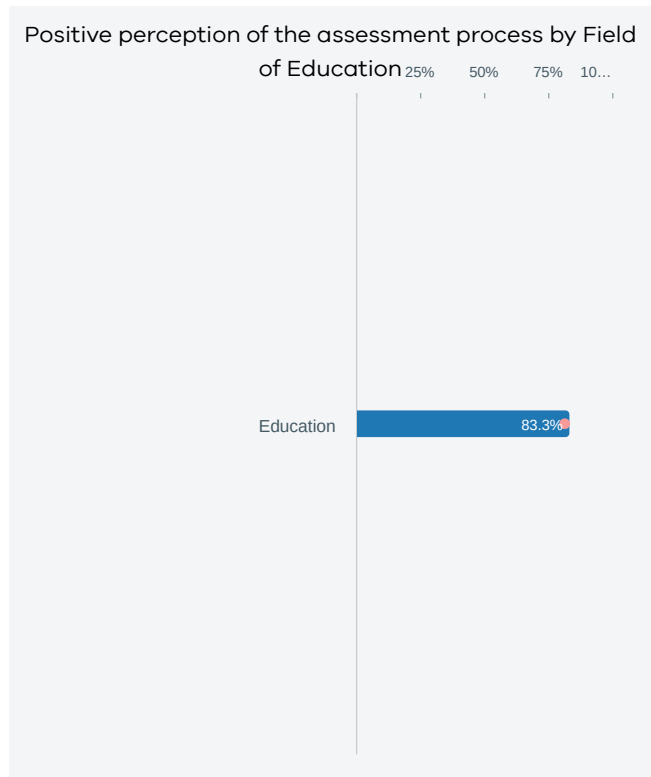
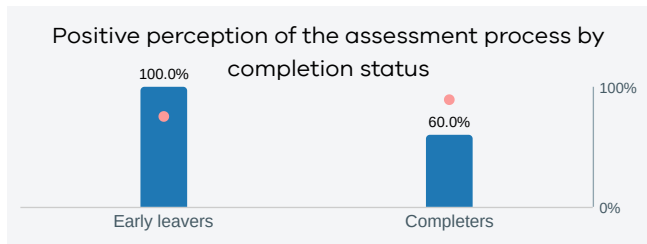
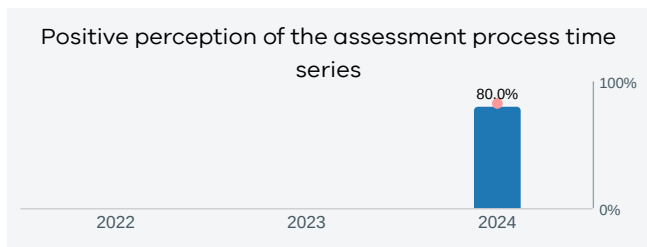
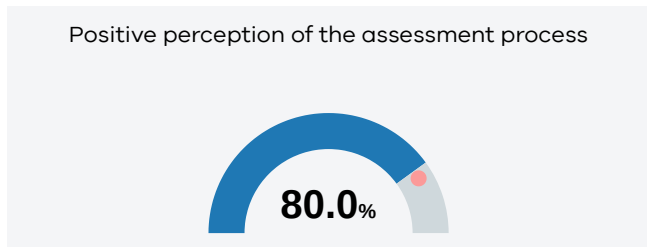
Eastern College Australia Limited ■ 2024 ● 2024 Victorian average ▲ Higher than previous year ▼ Lower than previous year



Proportion of VET students who reported a positive perception of the assessment process

The methodology used to construct this measure was changed in 2024. Consequently, results for prior years are not comparable and have not been included in the 2024 release of VETStat.

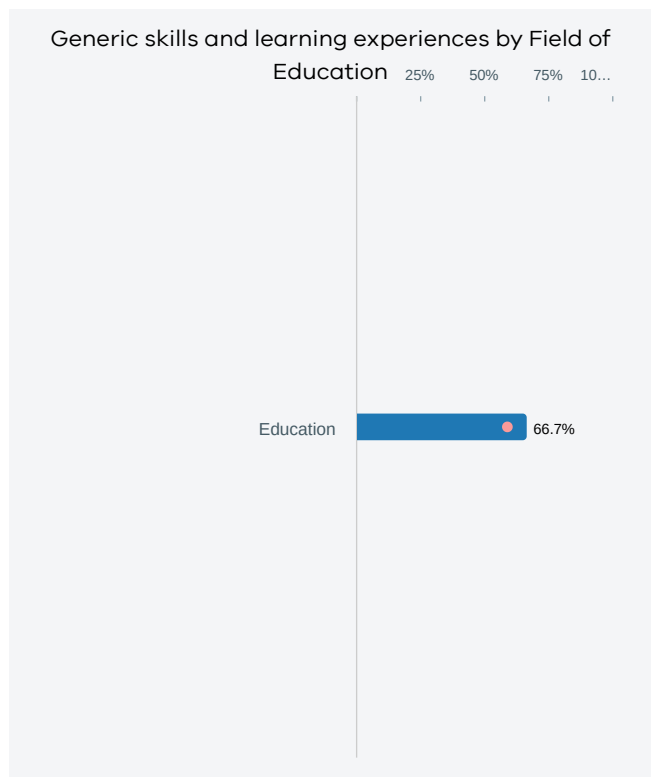
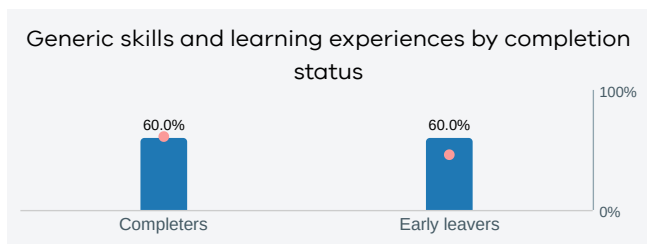
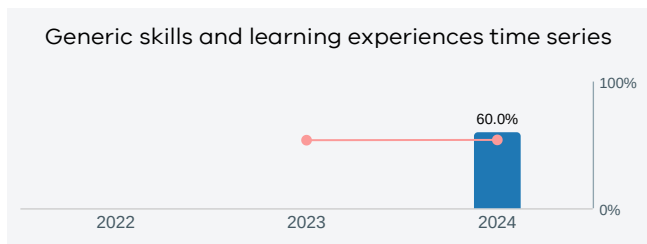

Eastern College Australia Limited ■ 2024 ● 2024 Victorian average ▲ Higher than previous year ▼ Lower than previous year



Proportion of VET students who were satisfied with generic skills and learning experiences

The methodology used to construct this measure was changed in 2023. Consequently, results for prior years are not comparable and have not been included in the 2024 release of VETStat.

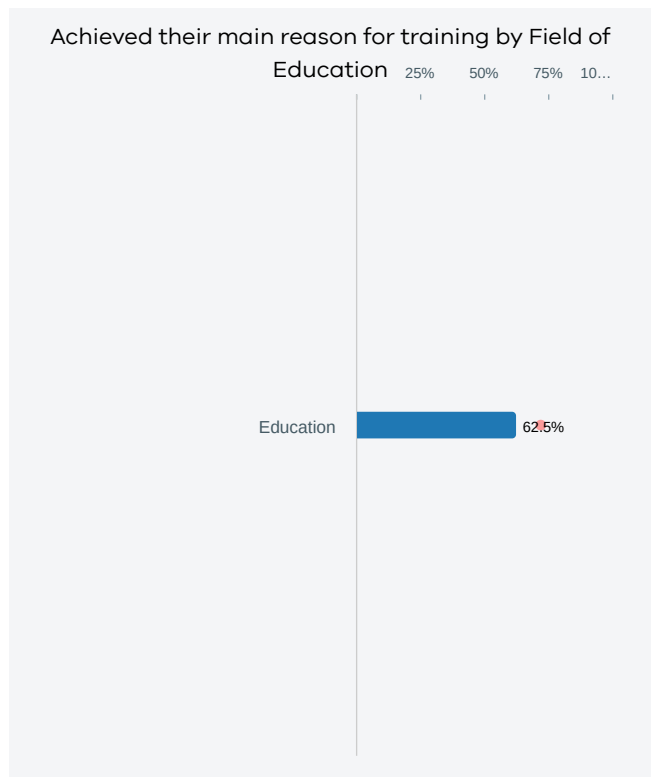
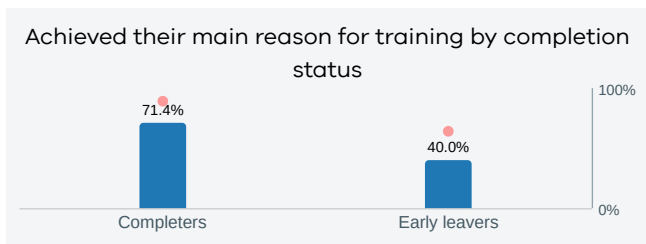

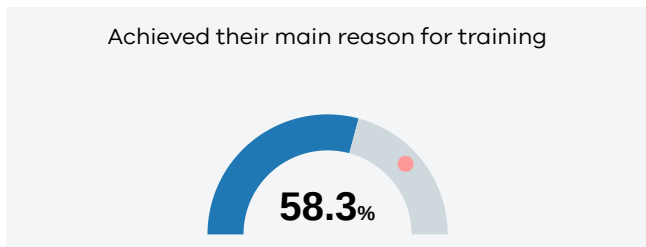
Eastern College Australia Limited ■ 2024 ● 2024 Victorian average ▲ Higher than previous year ▼ Lower than previous year



Student outcomes

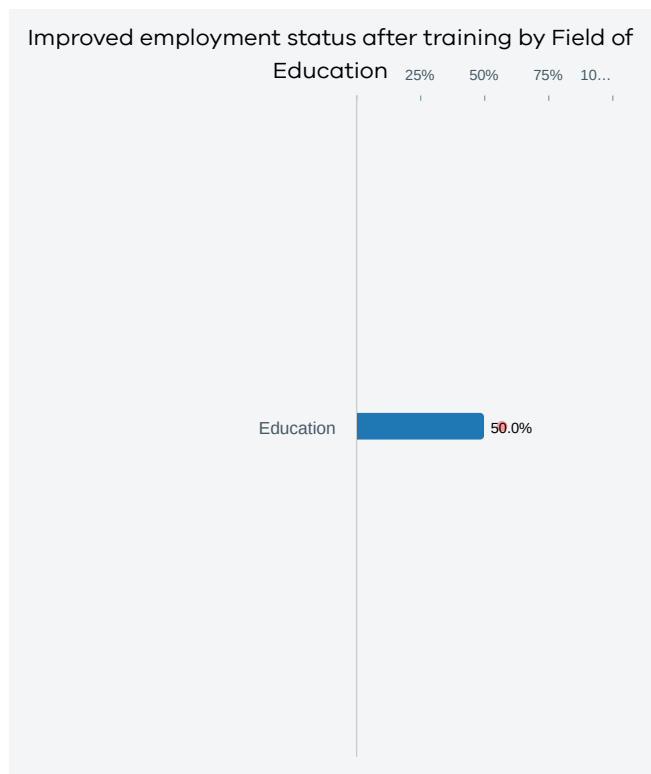
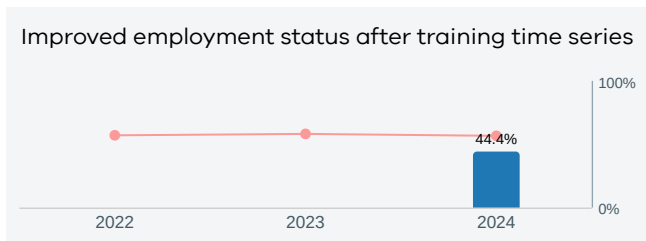
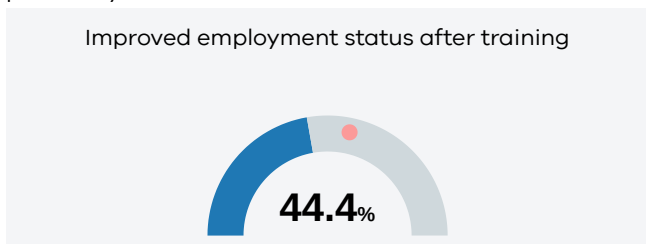
Proportion of VET students who achieved their main reason for training

Eastern College Australia Limited ■ 2024 ● 2024 Victorian average ▲ Higher than previous year ▼ Lower than previous year



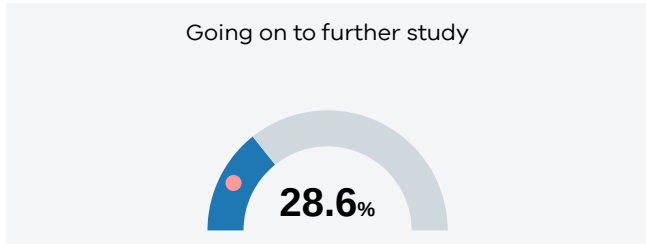
Proportion of VET students with an improved employment status after training

Eastern College Australia Limited ■ 2024 ● 2024 Victorian average ▲ Higher than previous year ▼ Lower than previous year



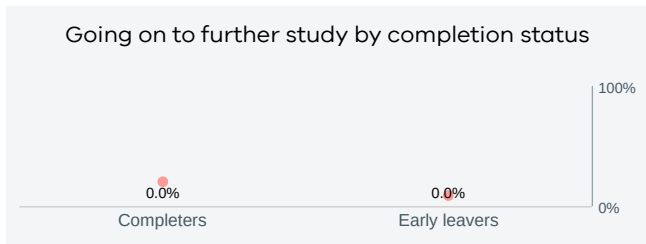
Proportion of VET students who went on to further study at a higher level than their completed training

Eastern College Australia Limited ■ 2024 ● 2024 Victorian average ▲ Higher than previous year ▼ Lower than previous year



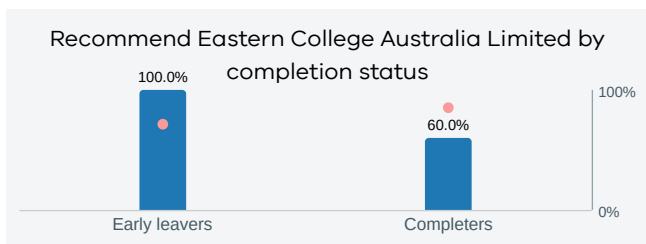
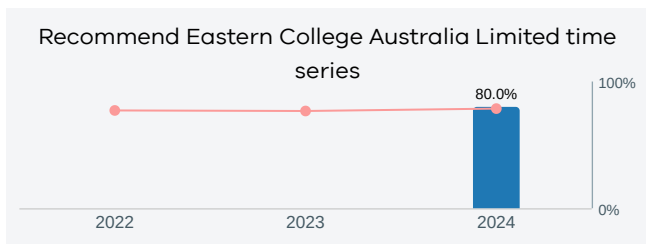
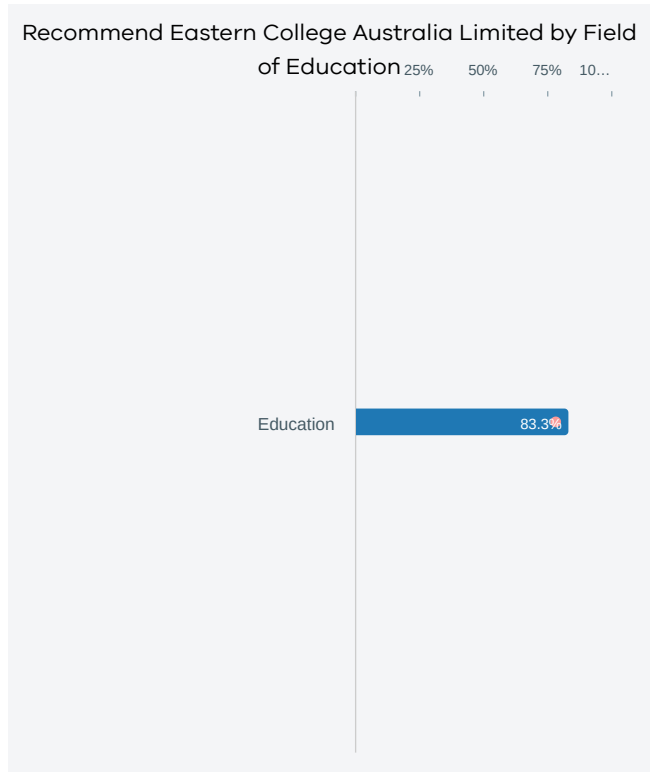
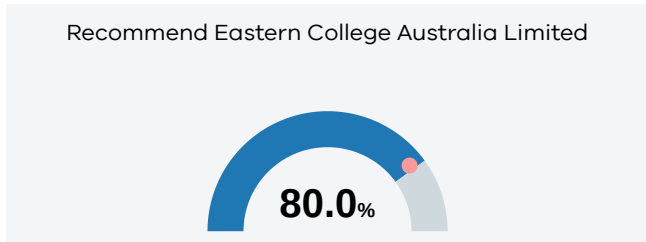
Going on to further study by Field of Education

Not available in 2024



Proportion of VET students who would recommend Eastern College Australia Limited

Eastern College Australia Limited ■ 2024 ● 2024 Victorian average ▲ Higher than previous year ▼ Lower than previous year



Employer feedback

Proportion of employers who were satisfied with training provided by Eastern College Australia Limited

Eastern College Australia Limited ■ 2024 ● 2024 Victorian average ▲ Higher than previous year ▼ Lower than previous year

Satisfied with training provided by Eastern College Australia Limited
Not available in 2024



Proportion of employers who would recommend Eastern College Australia Limited

Eastern College Australia Limited ■ 2024 ● 2024 Victorian average ▲ Higher than previous year ▼ Lower than previous year

Would recommend Eastern College Australia Limited
Not available in 2024



Proportion of employers who reported improvement in the technical/job specific skills of their apprentices and trainees

Eastern College Australia Limited ■ 2024 ● 2024 Victorian average ▲ Higher than previous year ▼ Lower than previous year

Improvement in technical/job specific skills
Not available in 2024

